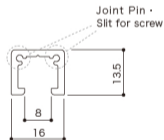

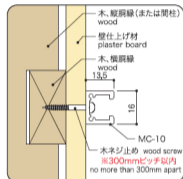


MC-10 System Product Specification

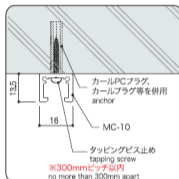
Rail



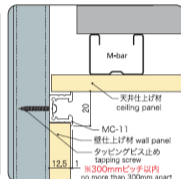
※Joint pin and end caps sold separately



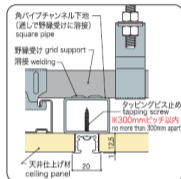
●木造壁 (MC-10)
Wood Wall



●コンクリート天井 (MC-10)
Concrete Slab Ceiling



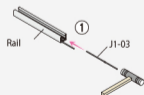
●軽量鉄骨下地壁 (MC-11)
Steel Stadding Wall



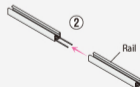
●軽量鉄骨下地天井 (MC-11)
Plasterboard Ceiling

How to use J1-03

J1-03 is sold separately



① Insert and lightly hammer the J1-03 into the MC-10 rail slits.



② Slide the second rail into the slits.



③ Push together until there is no more space in between